


HOW TO CREATE AN ACCOUNT



1

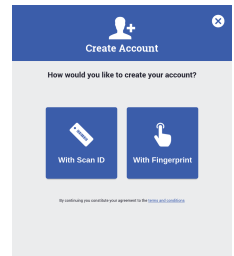
Press 'Create Account'



2

Choose to create account

with Scan ID or Fingerprint and follow on-screen instructions

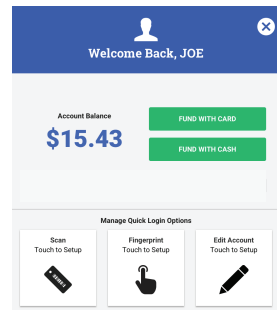


3

Selecting 'Account Login' will take you to the Manage Account screen

From here you can:

- Fund your account with a credit card or cash
- Setup a Scan ID
- Save a Fingerprint
- Edit Account



Need help?

Please reach out to your operator for end user support.